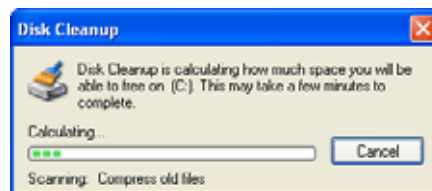


# How to Remove Temp Files

1. Click on Start then go to Programs, Accessories, System Tools then select Disk Cleanup.



2. Wait for the scan to complete, this could take several minutes.



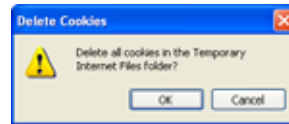
3. Then make sure all boxes are checked, except "Compress Old Files".



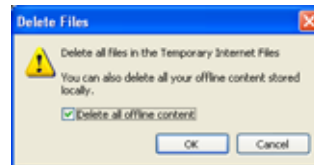
4. Next from the Start menu go to the Control Panel. Then select Internet Options.



5. Select Delete Cookies. Click OK.



6. Then select Delete Files, Check off Delete all Online Content. Click OK.



7. Click Clear History. Click Yes.



8. You are finished.